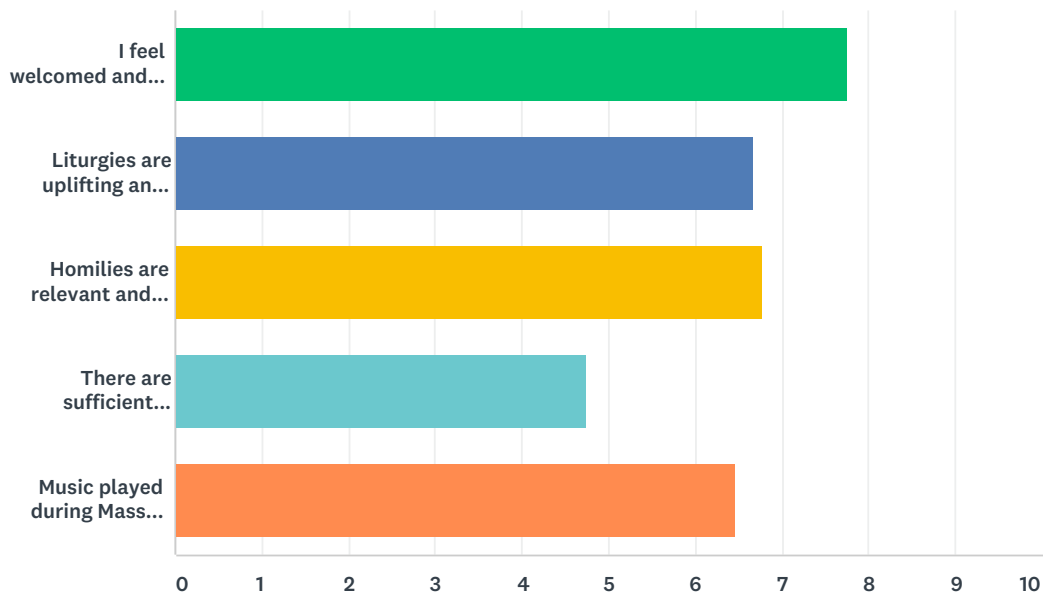


# Q1 Please share your views of Liturgies held at St. Margaret of Scotland

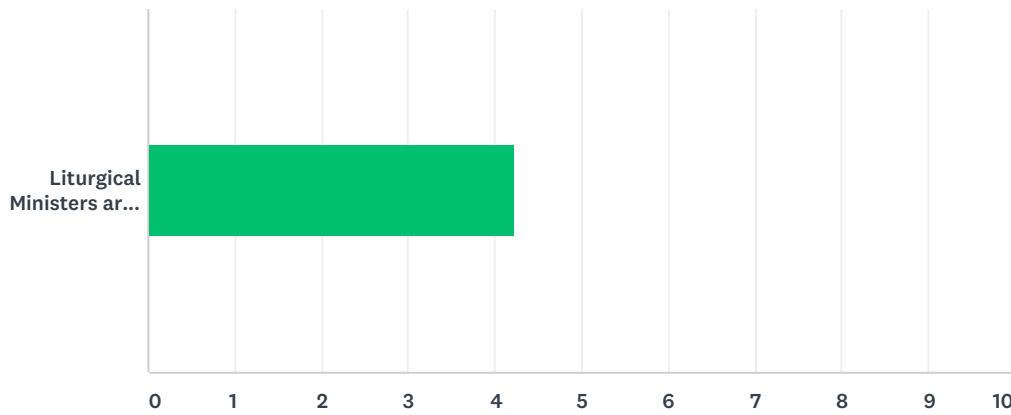
Answered: 212 Skipped: 1



	STRONGLY AGREE	AGREE	NO OPINION	DISAGREE	STRONGLY DISAGREE	TOTAL	WEIGHTED AVERAGE
I feel welcomed and a part of each Liturgy I attend.	60.66% 128	35.55% 75	2.37% 5	1.42% 3	0.00% 0	211	7.77
Liturgies are uplifting and inspirational.	40.67% 85	53.59% 112	4.31% 9	1.44% 3	0.00% 0	209	6.67
Homilies are relevant and meaningful to my life.	48.08% 100	42.31% 88	6.73% 14	2.88% 6	0.00% 0	208	6.78
There are sufficient effort to involve youth and young adults (other than altar servers) in the Liturgy.	29.33% 61	41.35% 86	24.04% 50	5.29% 11	0.00% 0	208	4.74
Music played during Mass enhances the worship experience.	54.50% 115	29.86% 63	7.58% 16	6.64% 14	1.42% 3	211	6.47

### Q4 This question is reserved for members of a Liturgical Ministry ( Eucharistic Ministers, Lectors, Greeters, and Choir).

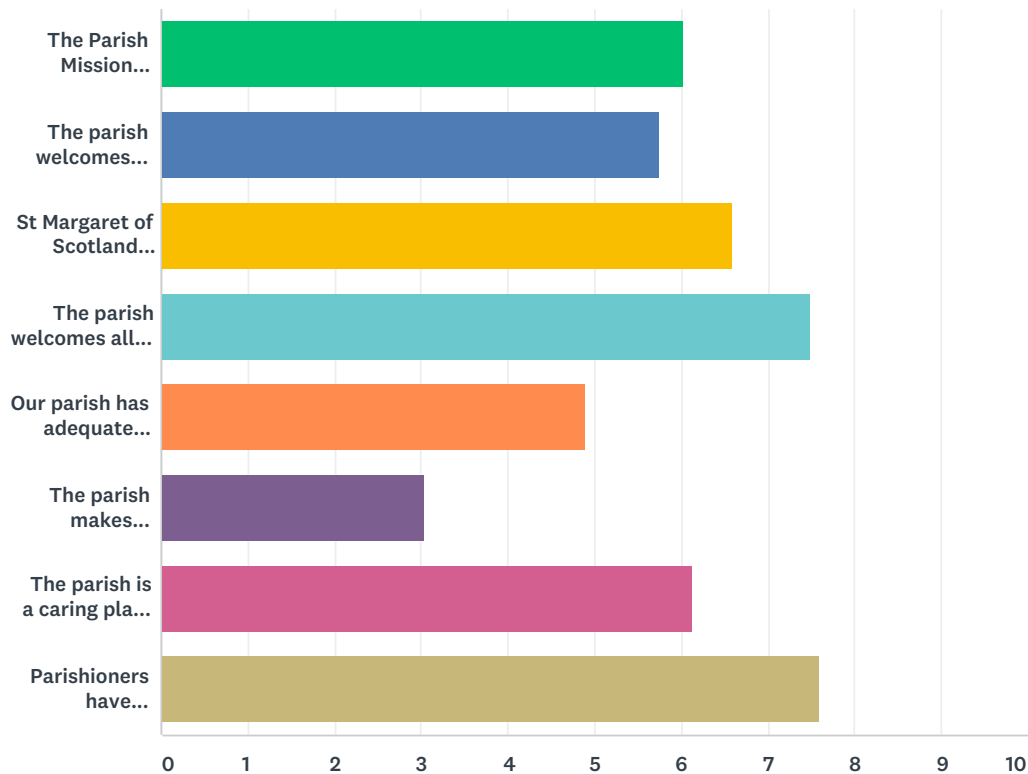
Answered: 91 Skipped: 122



	STRONGLY AGREE	AGREE	NO OPINION	DISAGREE	STRONGLY DISAGREE	TOTAL	WEIGHTED AVERAGE
Liturgical Ministers are well trained and receive opportunities to grow in their understanding of the Liturgy.	26.37% 24	43.96% 40	17.58% 16	12.09% 11	0.00% 0	91	4.23

## Q5 Please share your views on the sense of community here at St. Margaret of Scotland.

Answered: 195 Skipped: 18



	STRONGLY AGREE	AGREE	NO OPINION	DISAGREE	STRONGLY DISAGREE	TOTAL	WEIGHTED AVERAGE
The Parish Mission Statement is lived in the gatherings and interactions of the parishioners.	37.63% 73	46.91% 91	14.43% 28	0.52% 1	0.52% 1	194	6.03
The parish welcomes newcomers warmly and personally, incorporating them into parish life.	37.82% 73	43.52% 84	14.51% 28	4.15% 8	0.00% 0	193	5.75
St Margaret of Scotland provides a community, a sense of belonging, to support me and my family.	44.04% 85	45.60% 88	8.81% 17	1.04% 2	0.52% 1	193	6.58
The parish welcomes all ethnic and racial groups who desire to be a part of the St. Margaret of Scotland community.	55.44% 107	39.90% 77	3.63% 7	1.04% 2	0.00% 0	193	7.49
Our parish has adequate outreach to the sick and the home-bound.	29.38% 57	40.72% 79	28.35% 55	1.55% 3	0.00% 0	194	4.90
The parish makes sufficient effort to meet the needs of parishioners who may feel excluded from parish life at some point (divorced, single parents, grieving, struggling with a difficulty, etc).	22.28% 43	24.35% 47	45.60% 88	7.25% 14	0.52% 1	193	3.03

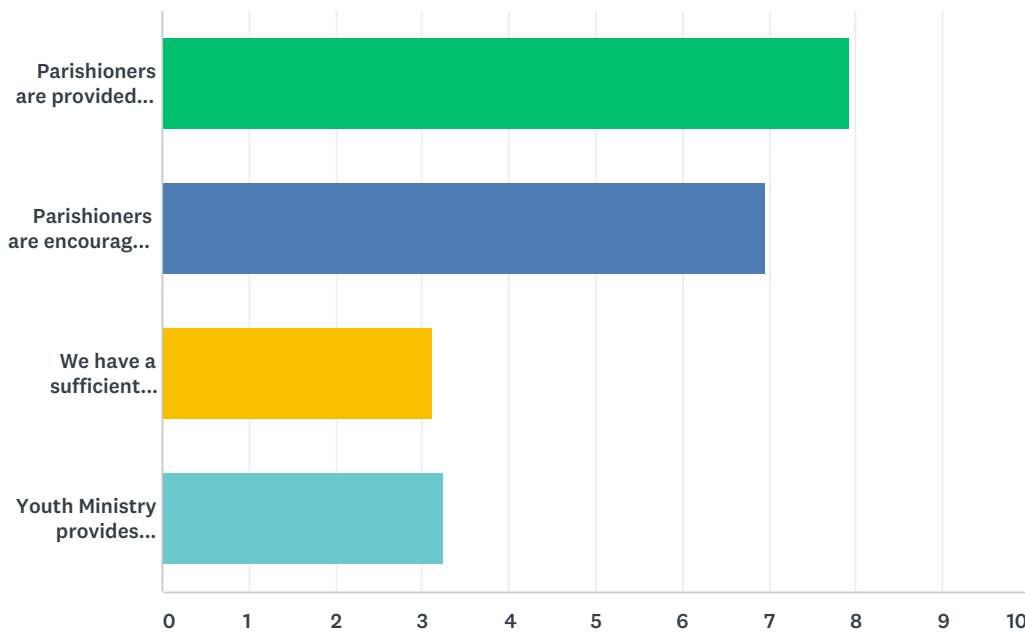
---

The parish is a caring place for parishioners, especially in times of grief and bereavement.	39.18% 76	45.88% 89	13.92% 27	0.52% 1	0.52% 1	194	6.13
Parishioners have opportunities to attend parish social events.	56.19% 109	39.69% 77	4.12% 8	0.00% 0	0.00% 0	194	7.60

---

## Q8 Please share your views on ministry and service opportunities at St. Margaret of Scotland.

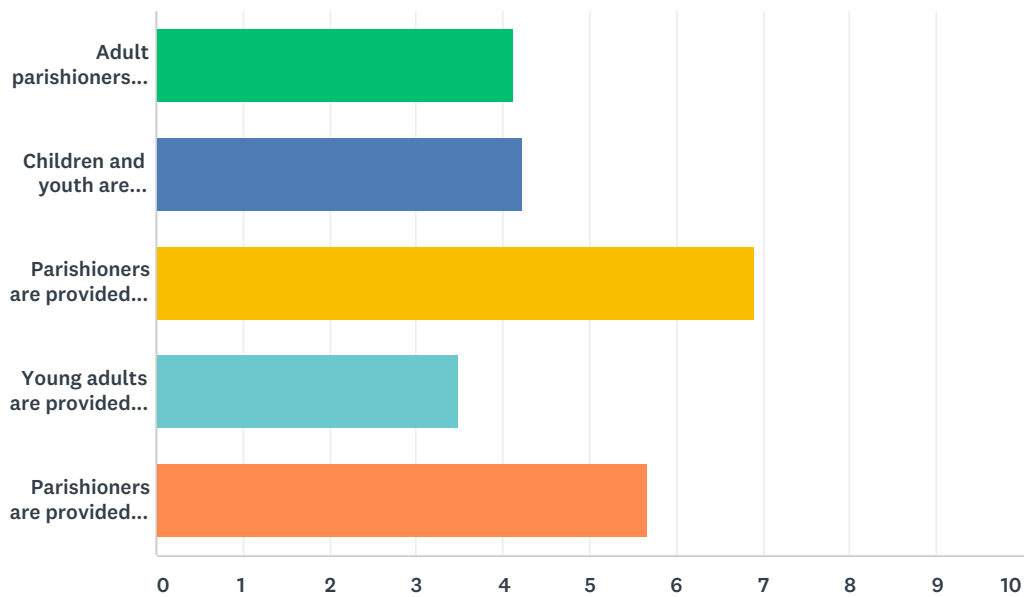
Answered: 189 Skipped: 24



	STRONGLY AGREE	AGREE	NO OPINION	DISAGREE	STRONGLY DISAGREE	TOTAL	WEIGHTED AVERAGE
Parishioners are provided with opportunities to serve those in need (e.g. soup kitchen, food and clothing drives, Christmas Giving Tree).	61.17% 115	36.70% 69	1.60% 3	0.53% 1	0.00% 0	188	7.93
Parishioners are encouraged to use their gifts to build up the parish by taking part in various liturgical, parish, and outreach ministries.	50.53% 95	39.36% 74	9.04% 17	1.06% 2	0.00% 0	188	6.97
We have a sufficient number of parishioners who are willing to give their time, talent, and treasure to make possible the current and future programs that our parish provides.	19.15% 36	43.09% 81	19.68% 37	17.02% 32	1.06% 2	188	3.11
Youth Ministry provides adequate social and service opportunities for our youth.	17.30% 32	35.14% 65	42.70% 79	4.86% 9	0.00% 0	185	3.24

# Q11 Please share with us your views on faith formation at St. Margaret of Scotland.

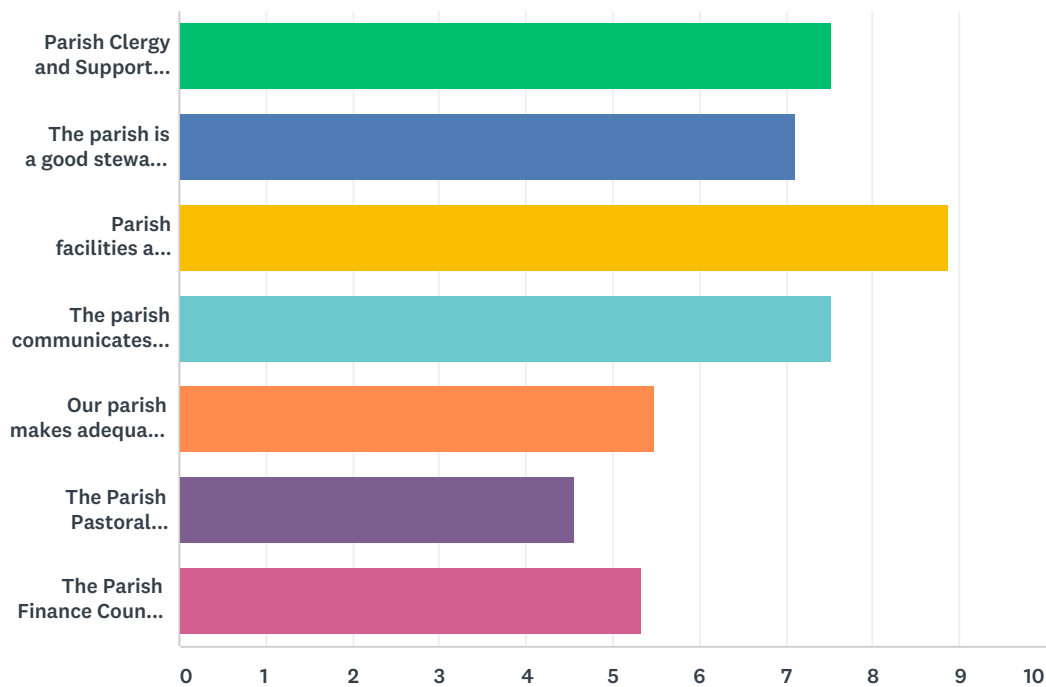
Answered: 186 Skipped: 27



	STRONGLY AGREE	AGREE	NO OPINION	DISAGREE	STRONGLY DISAGREE	TOTAL	WEIGHTED AVERAGE
Adult parishioners are provided with educational opportunities to encourage the development of a stronger faith and deeper relationship with Christ.	19.78% 36	50.55% 92	21.98% 40	7.69% 14	0.00% 0	182	4.12
Children and youth are provided with high quality catechetical programs.	28.11% 52	32.97% 61	35.14% 65	2.70% 5	1.08% 2	185	4.22
Parishioners are provided opportunities for Eucharistic adoration and devotions (pray the Rosary, novenas, seasonal choral presentations).	44.02% 81	50.54% 93	4.89% 9	0.54% 1	0.00% 0	184	6.90
Young adults are provided with opportunities to continue their spiritual growth.	21.43% 39	32.97% 60	40.11% 73	4.95% 9	0.55% 1	182	3.49
Parishioners are provided sufficient sacramental preparation (Baptism, Marriage, RCiA).	35.52% 65	42.08% 77	22.40% 41	0.00% 0	0.00% 0	183	5.66

## Q14 Please share with us you views on parish stewardship at St. Margaret of Scotland.

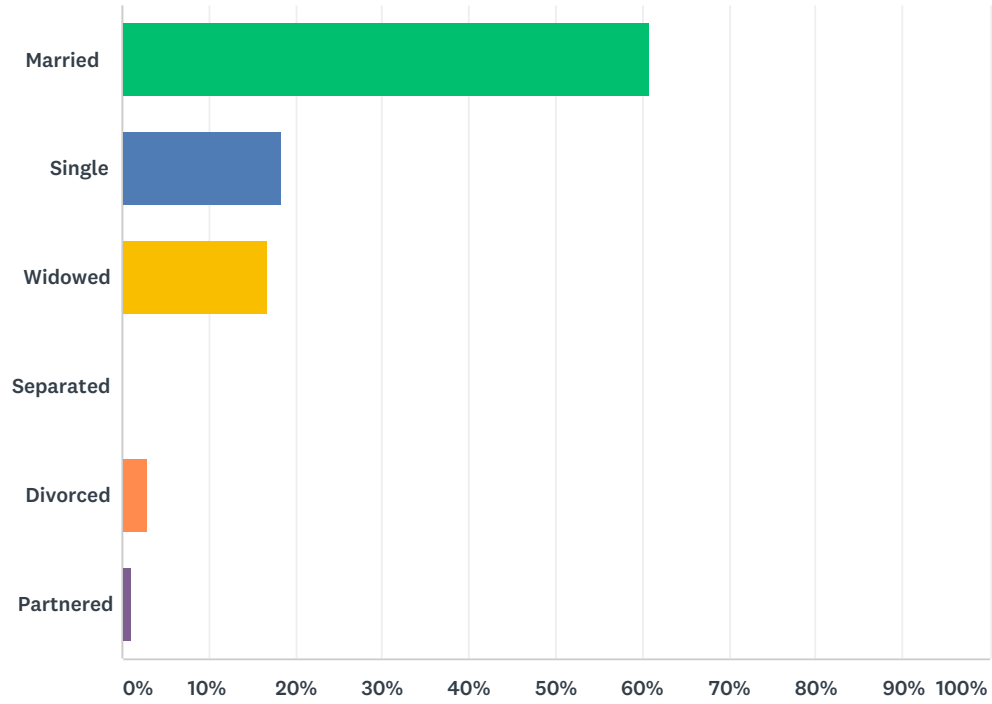
Answered: 176 Skipped: 37



	STRONGLY AGREE	AGREE	NO OPINION	DISAGREE	STRONGLY DISAGREE	TOTAL	WEIGHTED AVERAGE
Parish Clergy and Support Staff are approachable and responsive.	58.29% 102	37.14% 65	2.29% 4	1.71% 3	0.57% 1	175	7.54
The parish is a good steward of its finances.	54.29% 95	34.29% 60	10.86% 19	0.57% 1	0.00% 0	175	7.11
Parish facilities are kept in good condition and are adequate to serve the needs of the parish.	78.16% 136	21.26% 37	0.57% 1	0.00% 0	0.00% 0	174	8.88
The parish communicates regularly and effectively with its parishioners.	60.23% 106	33.52% 59	3.41% 6	2.27% 4	0.57% 1	176	7.53
Our parish makes adequate use of technology and social media to communicate information to parishioners and the community at large.	40.80% 71	37.93% 66	12.07% 21	8.62% 15	0.57% 1	174	5.49
The Parish Pastoral Council is approachable and responsive	30.86% 54	33.71% 59	32.00% 56	2.86% 5	0.57% 1	175	4.57
The Parish Finance Council provides sound financial stewardship.	37.71% 66	33.14% 58	28.00% 49	0.57% 1	0.57% 1	175	5.34

## Q18 Marital Status

Answered: 174 Skipped: 39

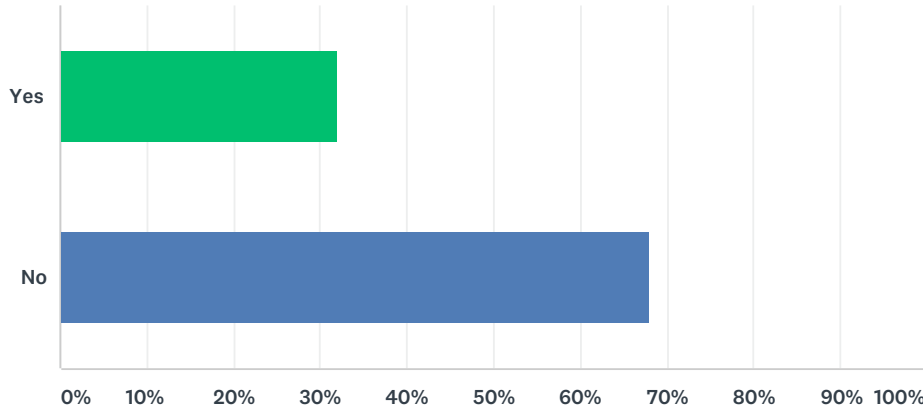


ANSWER CHOICES	RESPONSES	
Married	60.92%	106
Single	18.39%	32
Widowed	16.67%	29
Separated	0.00%	0
Divorced	2.87%	5
Partnered	1.15%	2
<b>TOTAL</b>		<b>174</b>



### Q19 Children living at home?

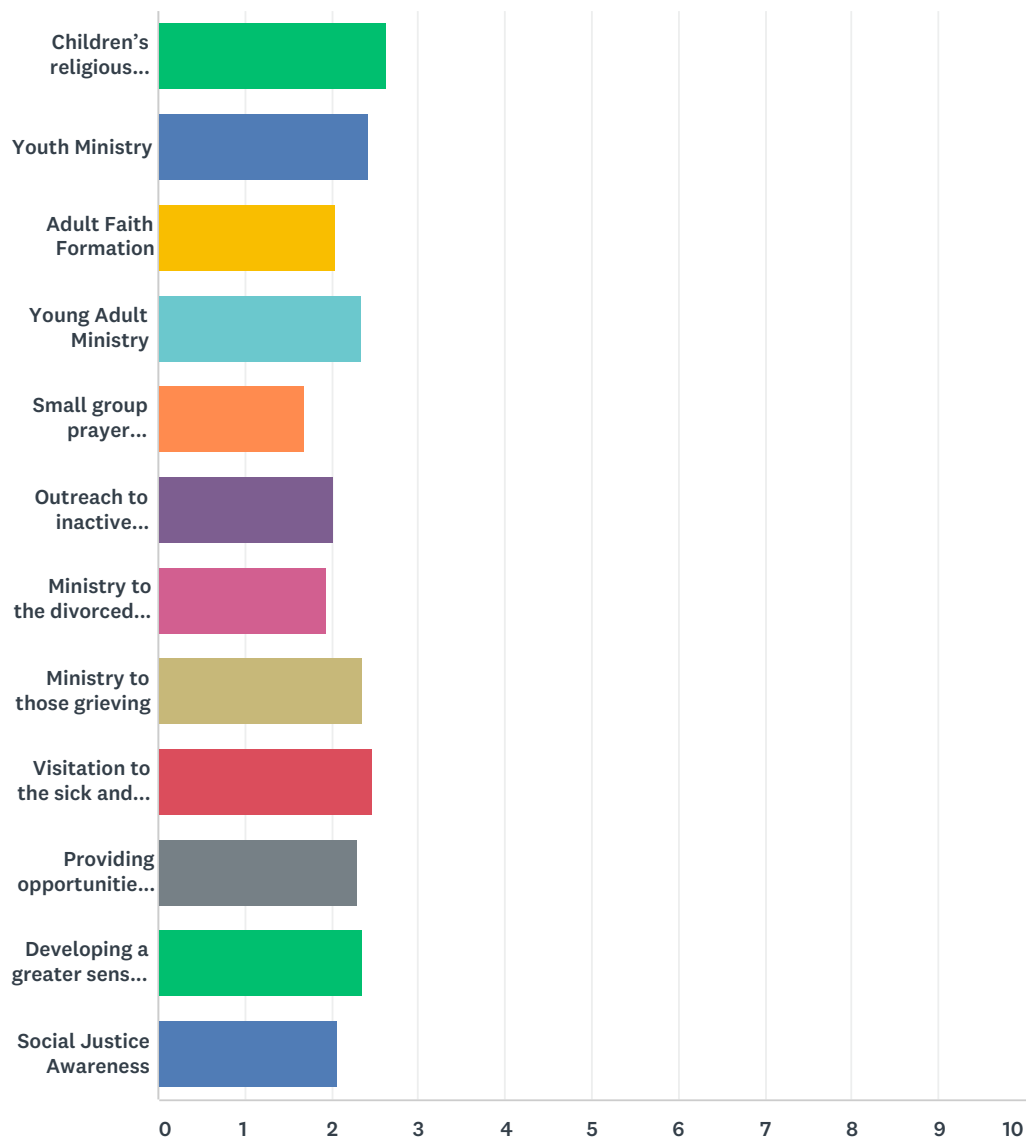
Answered: 172 Skipped: 41



ANSWER CHOICES	RESPONSES	
Yes	31.98%	55
No	68.02%	117
Total Respondents: 172		

## Q21 I think the following should be the top three priorities of St Margaret's going forward

Answered: 166 Skipped: 47

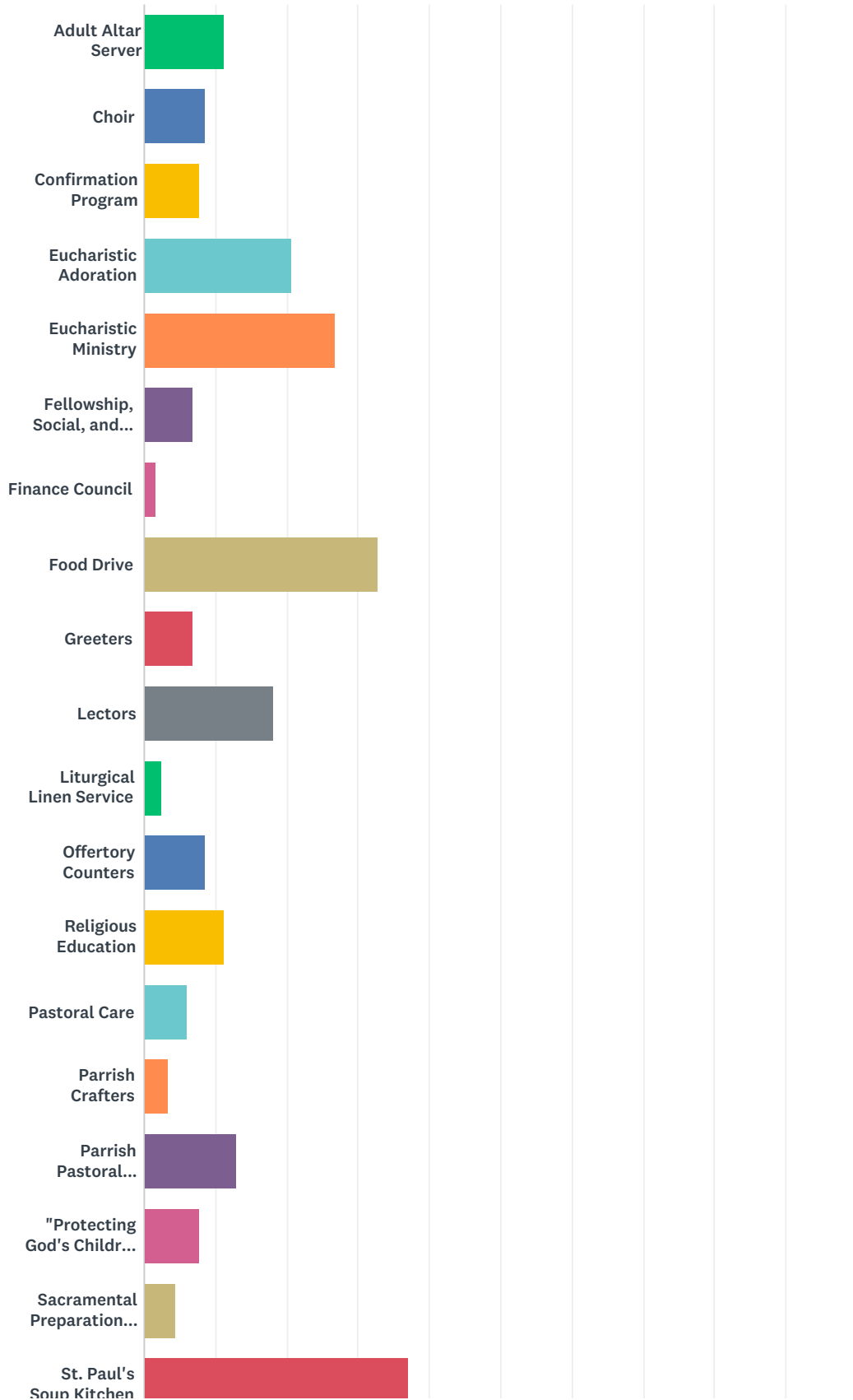


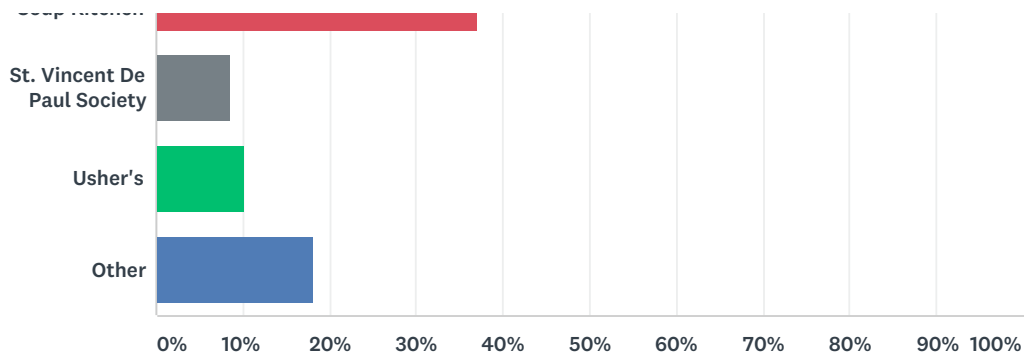
	1ST PRIORITY	2ND PRIORITY	3RD PRIORITY	TOTAL	WEIGHTED AVERAGE
Children's religious education/formation	72.00% 72	19.00% 19	9.00% 9	100	2.63
Youth Ministry	53.25% 41	36.36% 28	10.39% 8	77	2.43
Adult Faith Formation	33.82% 23	36.76% 25	29.41% 20	68	2.04
Young Adult Ministry	46.58% 34	41.10% 30	12.33% 9	73	2.34
Small group prayer opportunities	17.78% 8	33.33% 15	48.89% 22	45	1.69

Outreach to inactive Catholics	38.54% 37	25.00% 24	36.46% 35	96	2.02
Ministry to the divorced and separated	29.09% 16	36.36% 20	34.55% 19	55	1.95
Ministry to those grieving	52.94% 36	30.88% 21	16.18% 11	68	2.37
Visitation to the sick and homebound	61.54% 40	23.08% 15	15.38% 10	65	2.46
Providing opportunities to help the needy	49.38% 40	30.86% 25	19.75% 16	81	2.30
Developing a greater sense of community	55.00% 44	26.25% 21	18.75% 15	80	2.36
Social Justice Awareness	33.33% 18	40.74% 22	25.93% 14	54	2.07

## Q22 I serve in the following Ministries

Answered: 116 Skipped: 97





ANSWER CHOICES	RESPONSES	
Adult Altar Server	11.21%	13
Choir	8.62%	10
Confirmation Program	7.76%	9
Eucharistic Adoration	20.69%	24
Eucharistic Ministry	26.72%	31
Fellowship, Social, and Hospitality Committee	6.90%	8
Finance Council	1.72%	2
Food Drive	32.76%	38
Greeters	6.90%	8
Lectors	18.10%	21
Liturgical Linen Service	2.59%	3
Offertory Counters	8.62%	10
Religious Education	11.21%	13
Pastoral Care	6.03%	7
Parrish Crafters	3.45%	4
Parrish Pastoral Council	12.93%	15
"Protecting God's Children" (VIRTUS)	7.76%	9
Sacramental Preparation Program	4.31%	5
St. Paul's Soup Kitchen	37.07%	43
St. Vincent De Paul Society	8.62%	10
Usher's	10.34%	12
Other	18.10%	21
Total Respondents: 116		